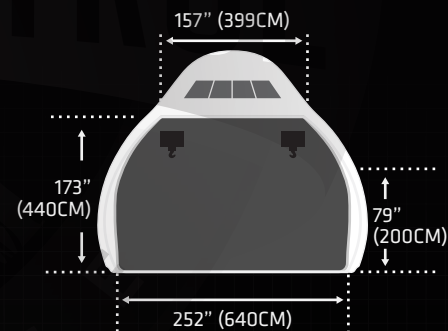
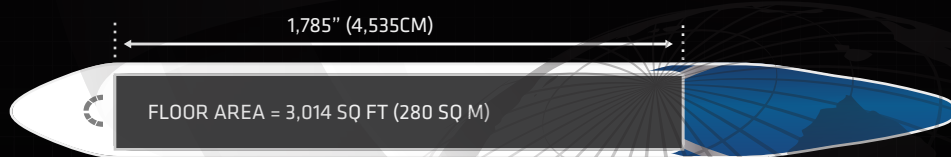
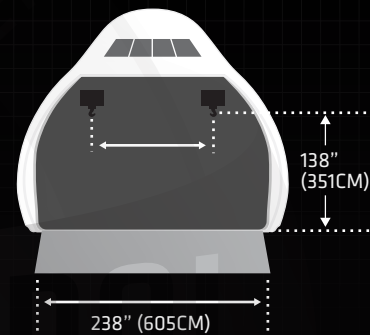
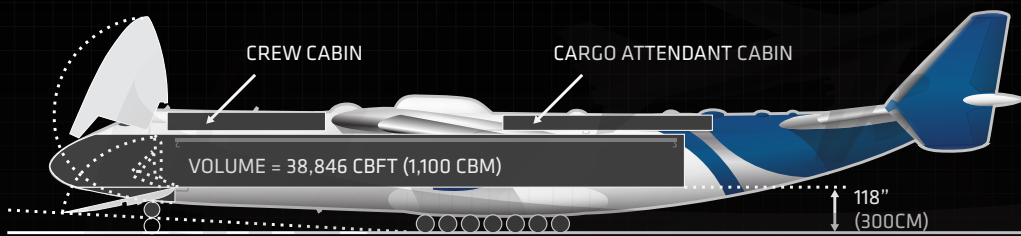




ANTONOV AN-225



SPECIFICATIONS

IMPERIAL

METRIC

MANUFACTURER	ANTONOV	
TYPE	AN 225 MRIYA	
CRUISE SPEED	490 MPH	789 KPH
MAX. PAYLOAD	550,000 LB	250,000 KG
MAX. VOLUME	38,846 CBF	1,100 CBM
CARGO HOLD SIZE LXWXH	1,745" X 252" X 173"	4,332CM X 640CM X 439CM
MAIN SIDE/NOSE DOOR SIZE WXH	252" X 173"	640CM X 437CM
MAXIMUM LOAD RANGE	9,569 MI; 8,315 NMI	15,400 KM
FUEL CAPACITY	661,390 LB	300,000 KG
LOWER FORWARD DOOR WXH	N/A	N/A
LOWER AFT DOOR WXH	N/A	N/A