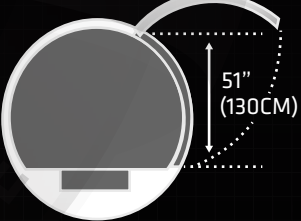
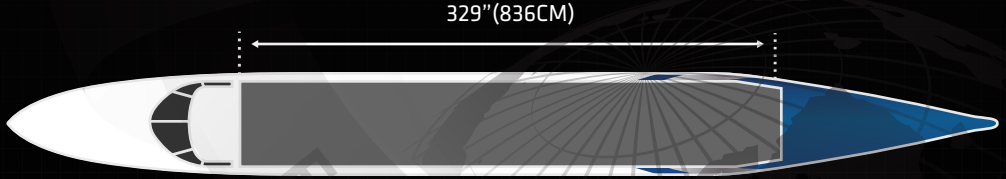
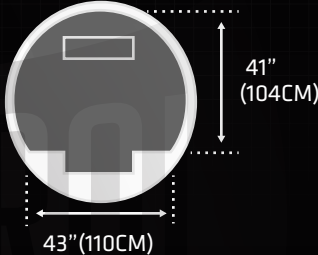
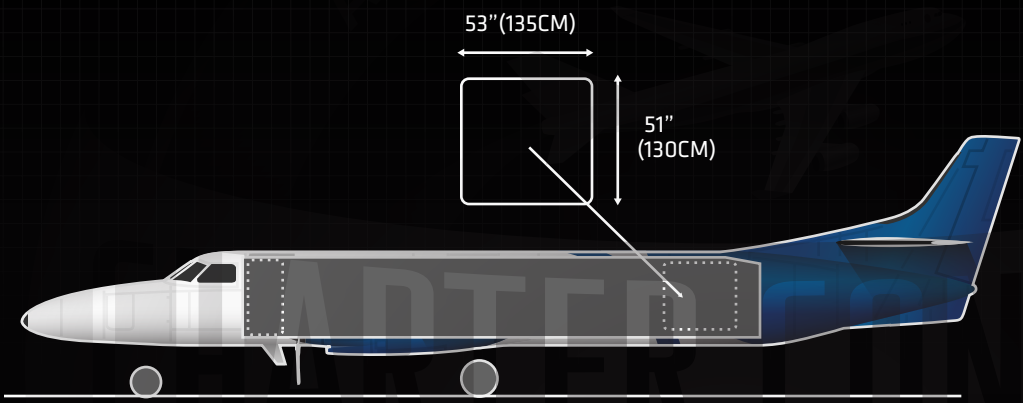




FAIRCHILD SA-226 METRO II



SPECIFICATIONS	IMPERIAL	METRIC
MANUFACTURER	FAIRCHILD	
TYPE	SA-226 METRO II	
CRUISE SPEED	282 MPH	789 KPH
MAX. PAYLOAD	2,100 LB	454 KG
MAX. VOLUME	423 CBF	12 CBM
CARGO HOLD SIZE LXWXH	329" X 43" X 41"	836CM X 109CM X 104CM
MAIN SIDE/NOSE DOOR SIZE WXH	53" X 51"	135CM X 130CM
RANGE FULLY LOADED	684 MI	1,100 KM
FUEL CAPACITY	544 GAL	2,059 L
LOWER FORWARD DOOR WXH	N/A	N/A
LOWER AFT DOOR WXH	N/A	N/A

24 HR + 1 914 893-5010



CHARTERS@CHARTERCTRL.COM

© AIR CHARTER CONTROL. ALL RIGHTS RESERVED.